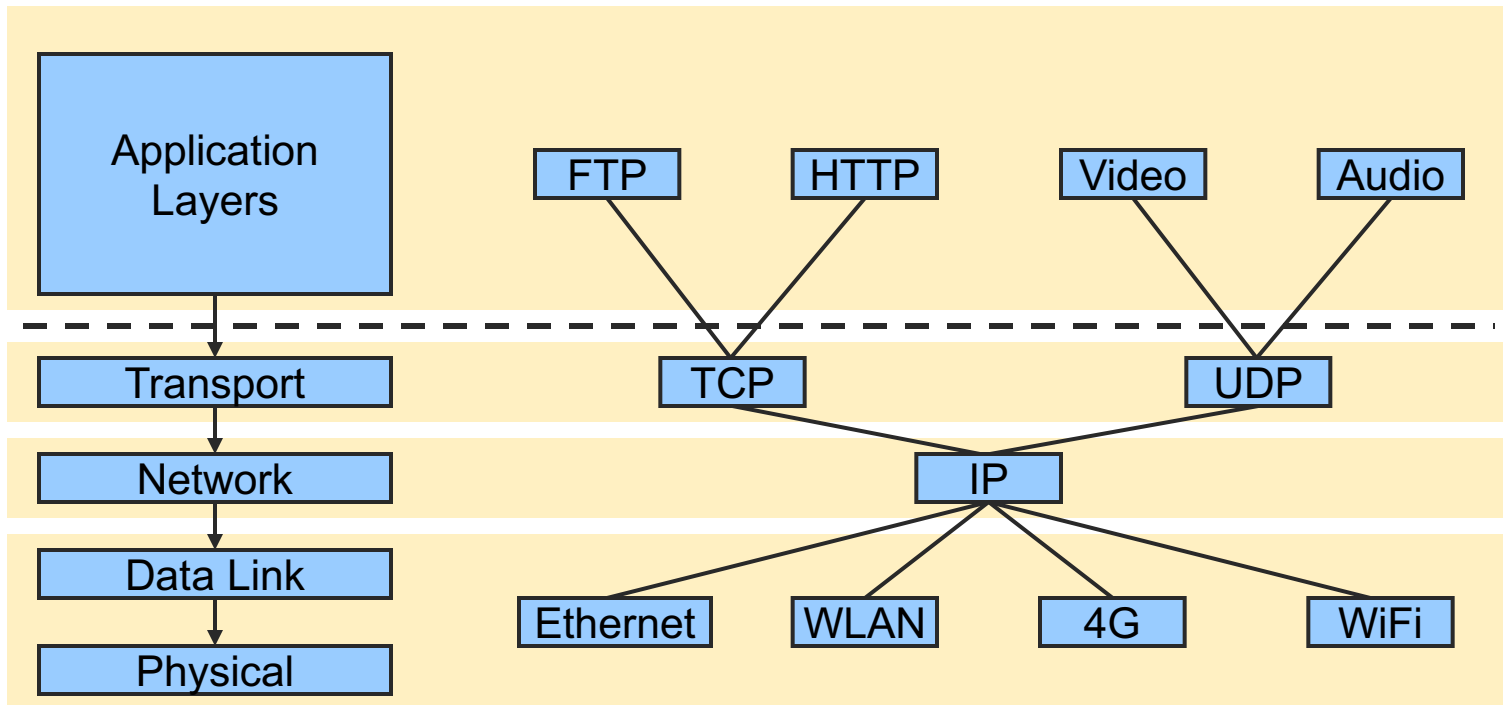




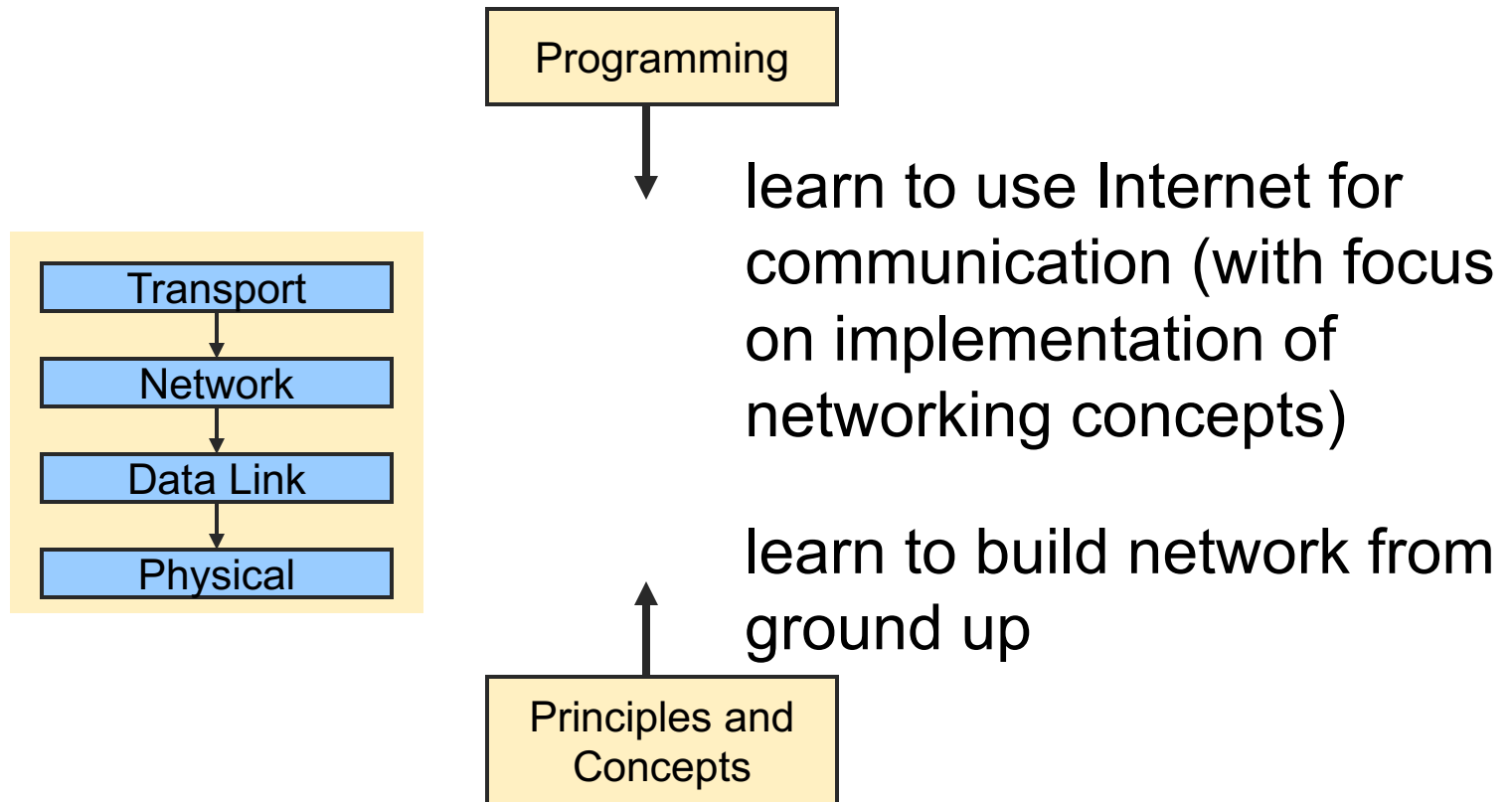
Lecture 2: Introduction to Unix Network Programming

Reference: Stevens Unix
Network Programming

[Internet Protocols]



Direction and Principles



[Network Programming]

- How should two hosts communicate with each other over the Internet?
 - The “Internet Protocol” (IP)
 - Transport protocols: TCP, UDP
- How should programmers interact with the protocols?
 - Sockets API – application programming interface
 - De facto standard for network programming



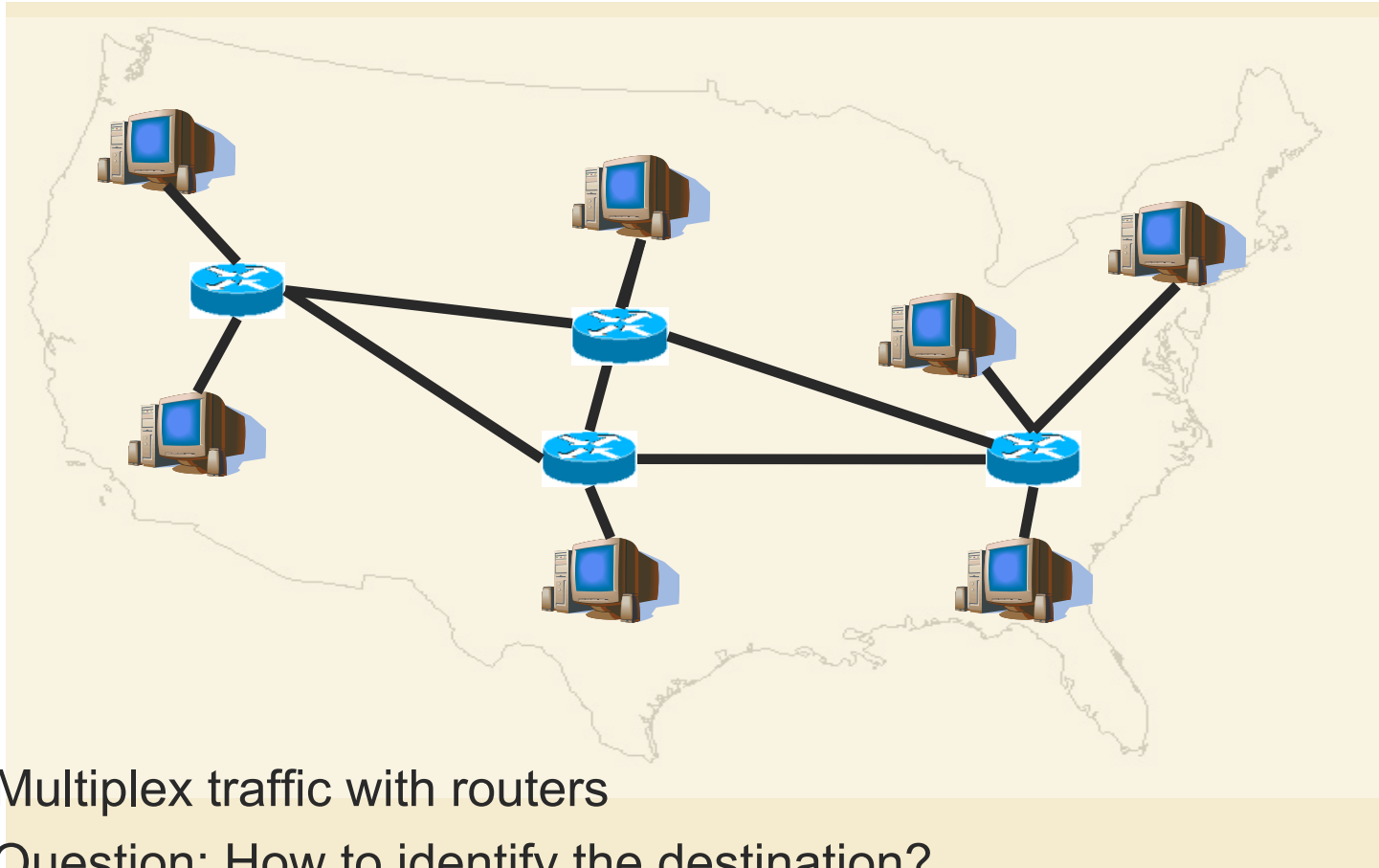
Network Programming with Sockets

■ Sockets API

- An interface to the transport layer
 - Introduced in 1981 by BSD 4.1
 - Implemented as library and/or system calls
 - Similar interfaces to TCP and UDP
 - Can also serve as interface to IP (for super-user); known as “raw sockets”



How can many hosts communicate?



- Multiplex traffic with routers
- Question: How to identify the destination?
- Question: How to share bandwidth across different flows?

Identifying hosts with Addresses and Names

- IP addresses
 - Easily handled by routers/computers
 - Fixed length
 - E.g.: **128.121.146.100**
- But how do you know the IP address?
 - Internet domain names
 - Human readable, variable length
 - E.g.: **twitter.com**
- But how do you get the IP address from the domain name?
 - Domain Name System (DNS) maps between them



How can many hosts share network resources?

File 1

File 2


File 3




- Solution: divide traffic into “IP packets”
 - At each router, the entire packet is received, stored, and then forwarded to the next router

How can many hosts share network resources?




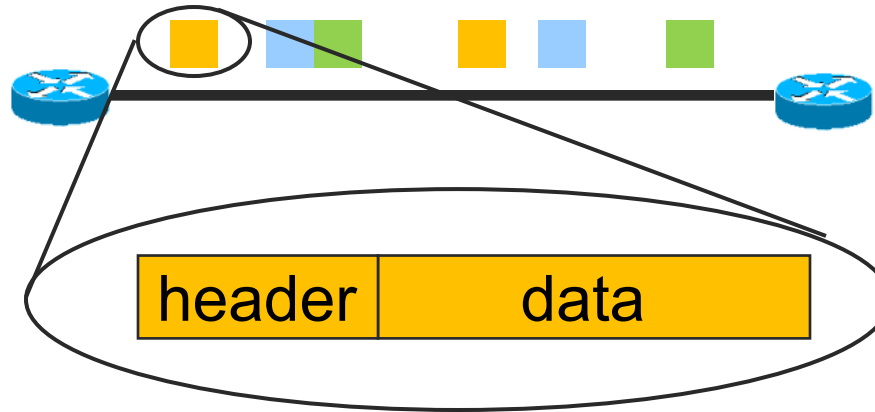

File 1



File 2



File 3



- Solution: divide traffic into “IP packets”
 - Use packet “headers” to denote which connection the packet belongs to
 - Contains src/dst address/port, length, checksum, time-to-live, protocol, flags, type-of-service, etc



[Is IP enough?]

- What if host runs multiple applications?
 - Use UDP: 16-bit “Port numbers” in header distinguishes traffic from different applications
- Or if content gets corrupted?
 - Use UDP: “Checksum” covering data, UDP header, and IP header detects flipped bits
- User Datagram Protocol (UDP)
 - Properties
 - Unreliable - no guaranteed delivery
 - Unordered - no guarantee of maintained order of delivery
 - Unlimited Transmission - no flow control
 - Unit of Transfer is “datagram” (a variable length packet)



[Is UDP enough?]

- What if network gets congested? Or packets get lost/reordered/duplicated?
- Use Transport Control Protocol (TCP)
 - Guarantees reliability, ordering, and integrity
 - Backs off when there is congestion
 - Connection-oriented (Set up connection before communicating, Tear down connection when done)
 - Gives ‘byte-stream’ abstraction to application
 - Also has ports, but different namespace from UDP
- Which one is better, TCP or UDP?
- Why not other hybrid design points?





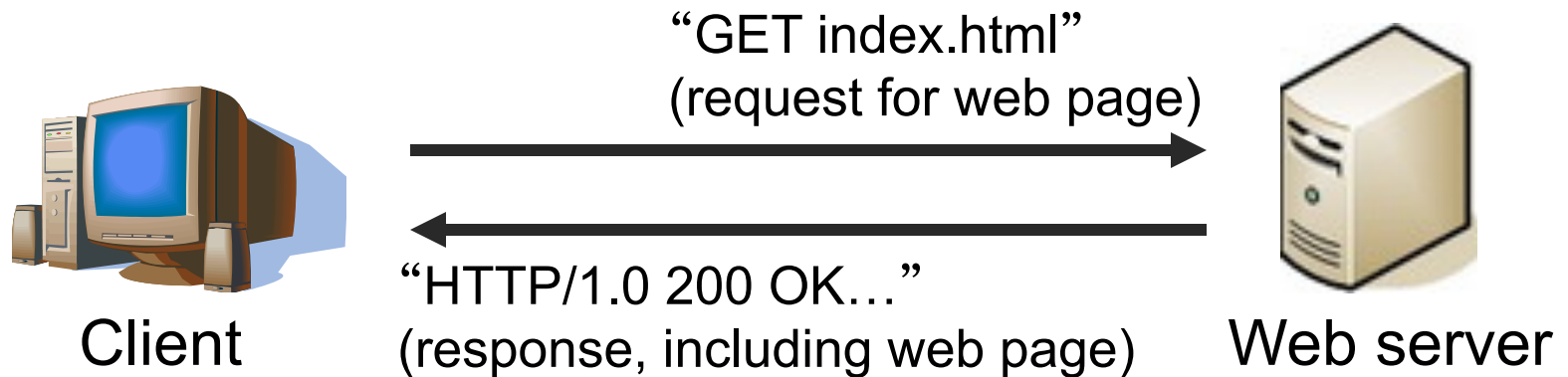
[How should we program networked apps?]

- How can we compose together programs running on different machines?
 - Client-server model
- What sort of interfaces should we reveal to the programmer?
 - Sockets API



Client-Server Model

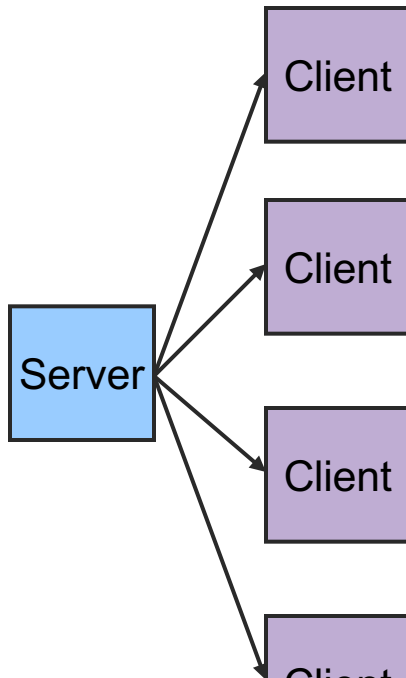
- A client initiates a request to a well-known server
- Example: the web



- Other examples: FTP, SSH/Telnet, SMTP (email), Print servers, File servers



Client-Server Model



- Asymmetric Communication
 - Client sends requests
 - Server sends replies
- Server/Daemon
 - Well-known name and port
 - Waits for contact
 - Processes requests, sends replies
- Client
 - Initiates contact
 - Waits for response

Can you think of any network apps that are not client/server?



Server-side service models

- Concurrent
 - Server processes multiple clients' requests simultaneously
- Sequential
 - Server processes only one client's requests at a time
- Hybrid
 - Server maintains multiple connections, but processes responses sequentially
- Which one is best?



[Wanna See Real Clients and Servers?]

- Apache Web server
 - Open source server first released in 1995
 - Name derives from “a patchy server” ;-)
 - Software available online at <http://www.apache.org>
- Mozilla Web browser
 - <http://www.mozilla.org/developer/>
- Sendmail
 - <http://www.sendmail.org/>
- BIND Domain Name System
 - Client resolver and DNS server
 - <http://www.isc.org/index.pl?sw/bind/>



[What interfaces to expose to programmer?]

- Stream vs. Datagram sockets
- Stream sockets
 - Abstraction: send a long stream of characters
 - Typically implemented on top of TCP
- Datagram sockets
 - Abstraction: send a single packet
 - Typically implemented on top of UDP






[Stream sockets

send("This is a long
sequence of text I would like
to send to the other host")



Sockets API

"This is a long
sequence of text I would like
to send to the other host"



"This is a long sequence of
text I would like to send to
the other host"=**recv**(socket)



Sockets API






[Datagram sockets]

sendto("This is a long"
sendto("sequence of text")
sendto("I would like to
send") **sendto**("to the other
host")



Sockets API


"This is a long"
"sequence of text"
"I would like to send"
"to the other host"



"This is a long"=**recvfrom**(socket)
"sequence of text"=**recvfrom**(socket)
"I would like to send"=**recvfrom**(socket)
"to the other host"=**recvfrom**(socket)



Sockets API



[What specific functions to expose?]

- Data structures to store information about **connections and hosts**



[Socket Address Structure]

- IP address:

```
struct in_addr {  
    in_addr_t s_addr;           /* 32-bit IP address */  
};
```

- TCP or UDP address:

```
struct sockaddr_in {  
    short sin_family;           /* e.g., AF_INET */  
    ushort sin_port;            /* TCP/UDP port */  
    struct in_addr sin_addr;     /* IP address */  
};
```



Structure: `addrinfo`

- The `addrinfo` data structure (from `/usr/include/netdb.h`)
 - Canonical domain name and aliases
 - List of addresses associated with machine
 - Also address type and length information

<code>int ai_flags</code>	Input flags
<code>int ai_family</code>	Address family of socket
<code>int ai_socktype</code>	Socket type
<code>int ai_protocol</code>	Protocol of socket
<code>socklen_t ai_addrlen</code>	Length of socket address
<code>struct sockaddr *ai_addr</code>	Socket address of socket
<code>char *ai_canonname</code>	Canonical name of service location
<code>struct addrinfo *ai_next</code>	Pointer to next in list



Address Access/Conversion Functions

```
#include <sys/types.h>
#include <sys/socket.h>
#include <netdb.h>

int getaddrinfo(const char *restrict node,
                const char *restrict service,
                const struct addrinfo *restrict hints,
                struct addrinfo **restrict res);
```

■ Parameters

- **node**: host name or IP address to connect to
- **service**: a port number (“80”) or the name of a service (found /etc/services: “http”)
- **hints**: a filled out struct addrinfo



[Example: Server]

```
int status;
struct addrinfo hints;
struct addrinfo *servinfo;                // point to the results

memset(&hints, 0, sizeof hints);          // empty struct
hints.ai_family = AF_UNSPEC;              // IPv4 or IPv6
hints.ai_socktype = SOCK_STREAM;          // TCP stream sockets
hints.ai_flags = AI_PASSIVE;              // fill in my IP for me

if ((status = getaddrinfo(NULL, "3490", &hints, &servinfo)) != 0) {
    fprintf(stderr, "getaddrinfo error: %s\n", gai_strerror(status));
    exit(1);
}
// servinfo now points to a linked list of 1 or more struct addrinfos
// ... do everything until you don't need servinfo anymore ....

freeaddrinfo(servinfo);                  // free the linked-list
```



[Example: `getaddrinfo`]

```
int status;
struct addrinfo hints;
struct addrinfo *servinfo;           // pointer to results

memset(&hints, 0, sizeof hints);      // empty struct
hints.ai_family = AF_UNSPEC;          // don't care IPv4/IPv6
hints.ai_socktype = SOCK_STREAM;      // TCP stream sockets

// get ready to connect
status = getaddrinfo("www.example.net", "3490", &hints,
                    &servinfo);

// servinfo now points to a linked list of 1 or more struct
// addrinfos
```



[What specific functions to expose?]

- Data structures to store information about **connections and hosts**
- Functions to **create** a socket



Function: `socket`

```
int socket (int family, int type, int protocol);
```

- Create a socket.

- Returns file descriptor or -1. Also sets `errno` on failure.
- **family**: address family (namespace)
 - `AF_INET` for IPv4
 - other possibilities: `AF_INET6` (IPv6), `AF_UNIX` or `AF_LOCAL` (Unix socket), `AF_ROUTE` (routing)
- **type**: style of communication
 - `SOCK_STREAM` for TCP (with `AF_INET`)
 - `SOCK_DGRAM` for UDP (with `AF_INET`)
- **protocol**: protocol within family
 - typically 0



[Example: socket]

```
int sockfd, new_fd; /* listen on sockfd, new
                    connection on new_fd */
struct sockaddr_in my_addr; /* my address */
struct sockaddr_in their_addr; /* connector addr */
int sin_size;

if ((sockfd = socket(AF_INET, SOCK_STREAM, 0)) == -1) {
    perror("socket");
    exit(1);
}
```

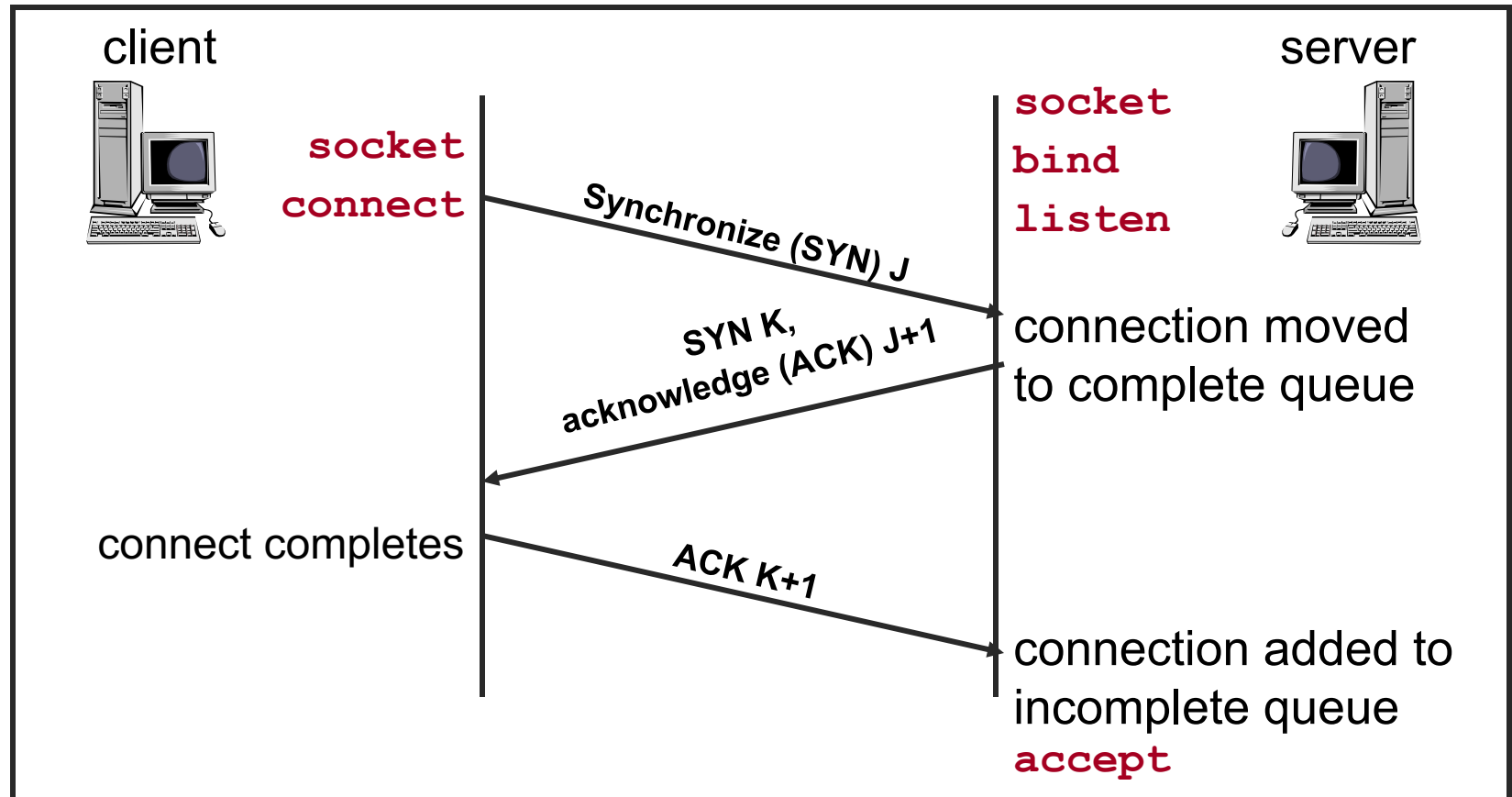


[What specific functions to expose?]

- Data structures to store information about **connections and hosts**
- Functions to **create** a socket
- Functions to **establish** connections



TCP Connection Setup



[Function: **bind**

```
int bind (int sockfd, struct sockaddr*  
myaddr, int addrlen);
```

- Bind a socket to a local IP address and port number
 - Returns 0 on success, -1 and sets **errno** on failure
 - **sockfd**: socket file descriptor (returned from **socket**)
 - **myaddr**: includes IP address and port number
 - IP address: set by kernel if value passed is **INADDR_ANY**, else set by caller
 - port number: set by kernel if value passed is 0, else set by caller
 - **addrlen**: length of address structure
 - **= sizeof (struct sockaddr_in)**





[TCP and UDP Ports

- Allocated and assigned by the Internet Assigned Numbers Authority
 - see RFC 1700 (for historical purposes only)

1-512	<ul style="list-style-type: none">■ standard services (see /etc/services)■ super-user only
513-1023	<ul style="list-style-type: none">■ registered and controlled, also used for identity verification■ super-user only
1024-49151	<ul style="list-style-type: none">■ registered services/ephemeral ports
49152-65535	<ul style="list-style-type: none">■ private/ephemeral ports



Reserved Ports

Keyword -----	Decimal -----	Description -----	Keyword -----	Decimal -----	Description -----
	0/tcp	Reserved	time	37/tcp	Time
	0/udp	Reserved	time	37/udp	Time
tcpmux	1/tcp	TCP Port Service	name	42/tcp	Host Name Server
tcpmux	1/udp	TCP Port Service	name	42/udp	Host Name Server
echo	7/tcp	Echo	nameserver	42/tcp	Host Name Server
echo	7/udp	Echo	nameserver	42/udp	Host Name Server
systat	11/tcp	Active Users	nicname	43/tcp	Who Is
systat	11/udp	Active Users	nicname	43/udp	Who Is
daytime	13/tcp	Daytime (RFC 867)	domain	53/tcp	Domain Name Server
daytime	13/udp	Daytime (RFC 867)	domain	53/udp	Domain Name Server
qotd	17/tcp	Quote of the Day	whois++	63/tcp	whois++
qotd	17/udp	Quote of the Day	whois++	63/udp	whois++
chargen	19/tcp	Character Generator	gopher	70/tcp	Gopher
chargen	19/udp	Character Generator	gopher	70/udp	Gopher
ftp-data	20/tcp	File Transfer Data	finger	79/tcp	Finger
ftp-data	20/udp	File Transfer Data	finger	79/udp	Finger
ftp	21/tcp	File Transfer Ctl	http	80/tcp	World Wide Web HTTP
ftp	21/udp	File Transfer Ctl	http	80/udp	World Wide Web HTTP
ssh	22/tcp	SSH Remote Login	www	80/tcp	World Wide Web HTTP
ssh	22/udp	SSH Remote Login	www	80/udp	World Wide Web HTTP
telnet	23/tcp	Telnet	www-http	80/tcp	World Wide Web HTTP
telnet	23/udp	Telnet	www-http	80/udp	World Wide Web HTTP
smtp	25/tcp	Simple Mail Transfer	kerberos	88/tcp	Kerberos
smtp	25/udp	Simple Mail Transfer	kerberos	88/udp	Kerberos



Function: `listen`

```
int listen (int sockfd, int backlog) ;
```

- Put socket into passive state (wait for connections rather than initiate a connection)
 - Returns 0 on success, -1 and sets `errno` on failure
 - `sockfd`: socket file descriptor (returned from `socket`)
 - `backlog`: bound on length of unaccepted connection queue (connection backlog); kernel will cap, thus better to set high
 - Example:

```
if (listen(sockfd, BACKLOG) == -1) {  
    perror("listen");  
    exit(1);  
}
```



Functions: `accept`

```
int accept (int sockfd, struct sockaddr* cliaddr,  
            int* addrlen);
```

- Block waiting for a new connection
 - Returns file descriptor or -1 and sets `errno` on failure
 - `sockfd`: socket file descriptor (returned from `socket`)
 - `cliaddr`: IP address and port number of client (returned from call)
 - `addrlen`: length of address structure = pointer to `int` set to `sizeof (struct sockaddr_in)`
- `addrlen` is a **value-result** argument
 - the caller passes the size of the address structure, the kernel returns the size of the client's address (the number of bytes written)



Functions: `accept`

```
sin_size = sizeof(struct sockaddr_in);
if ((new_fd = accept(sockfd, (struct sockaddr*)
                    &their_addr, &sin_size)) == -1) {
    perror("accept");
    continue;
}
```

- How does the server know which client it is?
 - `their_addr.sin_addr` contains the client's IP address
 - `their_addr.port` contains the client's port number

```
printf("server: got connection from %s\n",
       inet_ntoa(their_addr.sin_addr));
```




[Functions: `accept`]

■ Notes

- After `accept()` returns a new socket descriptor, I/O can be done using `read()` and `write()`
- Why does `accept()` need to return a new descriptor?



[Example: Server]





```
my_addr.sin_family = AF_INET; /* host byte order */
my_addr.sin_port = htons(MYPORT); /* short, network
                                     byte order */
my_addr.sin_addr.s_addr = htonl(INADDR_ANY);
/* automatically fill with my IP */
bzero(&(my_addr.sin_zero), 8); /* zero struct */

if (bind(sockfd, (struct sockaddr *)&my_addr,
        sizeof(struct sockaddr)) == -1) {
    perror("bind");
    exit(1);
}
```



[Example: Server]

```
if (listen(sockfd, BACKLOG) == -1) {  
    perror("listen");  
    exit(1);  
}  
  
while(1) { /* main accept() loop */  
    sin_size = sizeof(struct sockaddr_in);  
    if ((new_fd = accept(sockfd, (struct sockaddr*)  
                        &their_addr, &sin_size)) == -1) {  
        perror("accept");  
        continue;  
    }  
    printf("server: got connection from %s\n",  
          inet_ntoa(their_addr.sin_addr));  
}
```



Function: `connect`

```
int connect (int sockfd, struct
             sockaddr* servaddr, int addrlen);
```

- Connect to another socket.
 - Returns 0 on success, -1 and sets `errno` on failure
 - `sockfd`: socket file descriptor (returned from `socket`)
 - `servaddr`: IP address and port number of server
 - `addrlen`: length of address structure
 - `= sizeof (struct sockaddr_in)`
- Can use with UDP to restrict incoming datagrams and to obtain asynchronous errors



[Example: Client]

```
their_addr.sin_family = AF_INET; /* interp'd by host */
their_addr.sin_port = htons (PORT);
their_addr.sin_addr = *((struct in_addr*)he->h_addr);
bzero (&(their_addr.sin_zero), 8);
/* zero rest of struct */
if (connect (sockfd, (struct sockaddr*)&their_addr,
            sizeof (struct sockaddr)) == -1) {
    perror ("connect");
    exit (1);
}
```

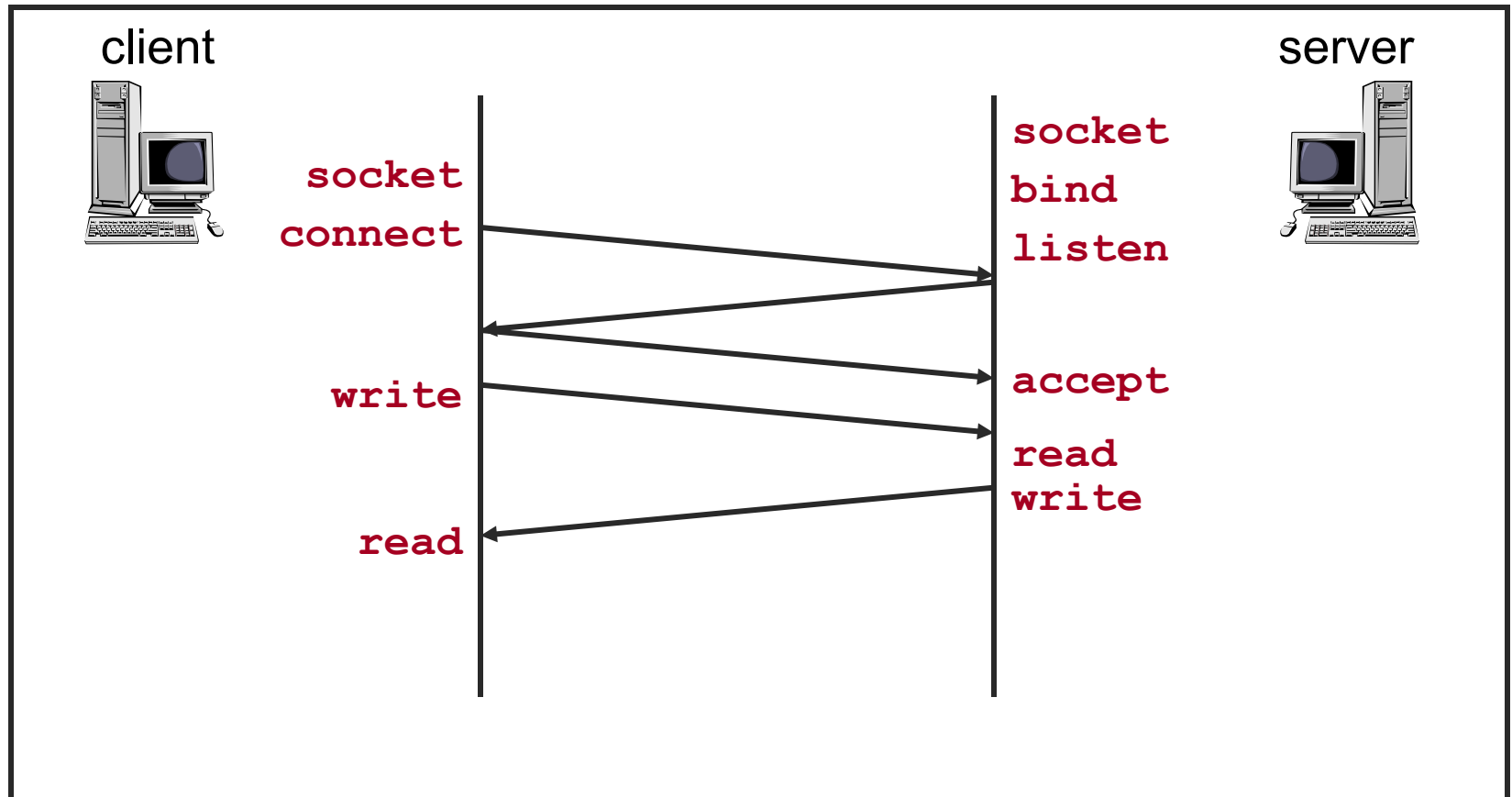


[What specific functions to expose?]

- Data structures to store information about **connections and hosts**
- Functions to **create** a socket
- Functions to **establish** connections
- Functions to **send** and **receive** data



[TCP Connection Example]



Functions: **write**

```
int write (int sockfd, char* buf, size_t nbytes);
```

- Write data to a stream (TCP) or “connected” datagram (UDP) socket
 - Returns number of bytes written or -1 and sets **errno** on failure
 - **sockfd**: socket file descriptor (returned from **socket**)
 - **buf**: data buffer
 - **nbytes**: number of bytes to try to write
 - Example:

```
if((w = write(fd, buf, sizeof(buf))) < 0) {  
    perror("write");  
    exit(1);  
}
```



[Functions: `write`]

```
int write (int sockfd, char* buf, size_t nbytes);
```

■ Notes

- `write` blocks waiting for data from the client
- `write` may not write all bytes asked for
 - Does not guarantee that `sizeof(buf)` is written
 - This is not an error
 - Simply continue writing to the device
- Some reasons for failure or partial writes
 - Process received interrupt or signal
 - Kernel resources unavailable (e.g., buffers)



[Example: `written`]

```
/* Write "n" bytes to a descriptor */
ssize_t written(int fd, const void *ptr, size_t n) {
    size_t nleft;
    ssize_t nwritten;
    nleft = n;
    while (nleft > 0) {
        if ((nwritten = write(fd, ptr, nleft)) < 0) {
            if (nleft == n)
                return(-1); /* error, return -1 */
            else
                break; /* error, return amount written so far */
        }
        else
            if (nwritten == 0)
                break;
        nleft -= nwritten;
        ptr += nwritten;
    }
    return(n - nleft); /* return >= 0 */
}
```

`write` returned
a potential error

0 bytes were
written

Update number
of bytes left to
write and
pointer into
buffer



Functions: **send**

```
int send(int sockfd, const void * buf, size_t
nbytes, int flags);
```

- Send data on a stream (TCP) or “connected” datagram (UDP) socket
 - Returns number of bytes written or -1 and sets **errno** on failure
 - **sockfd**: socket file descriptor (returned from **socket**)
 - **buf**: data buffer
 - **nbytes**: number of bytes to try to write
 - **flags**: control flags
 - MSG_PEEK: get data from the beginning of the receive queue without removing that data from the queue

■ Example

```
len = strlen(msg);
bytes_sent = send(sockfd, msg, len, 0);
```



Functions: **read**

```
int read (int sockfd, char* buf, size_t nbytes);
```

- Read data from a stream (TCP) or “connected” datagram (UDP) socket
 - Returns number of bytes read or -1, sets **errno** on failure
 - Returns 0 if socket closed
 - **sockfd**: socket file descriptor (returned from **socket**)
 - **buf**: data buffer
 - **nbytes**: number of bytes to try to read
 - Example

```
if((r = read(newfd, buf, sizeof(buf))) < 0) {  
    perror("read"); exit(1);  
}
```



[Functions: `read`]

```
int read (int sockfd, char* buf, size_t nbytes);
```

■ Notes

- `read` blocks waiting for data from the client
- `read` may return less than asked for
 - Does not guarantee that `sizeof(buf)` is read
 - This is not an error
 - Simply continue reading from the device



Example: `readn`

```
/* Read "n" bytes from a descriptor */
ssize_t readn(int fd, void *ptr, size_t n) {
    size_t nleft;
    ssize_t nread;
    nleft = n;
    while (nleft > 0) {
        if ((nread = read(fd, ptr, nleft)) < 0) {
            if (nleft == n)
                return(-1); /* error, return -1 */
            else
                break; /* error, return amt read */
        }
        else
            if (nread == 0)
                break; /* EOF */
            nleft -= nread;
            ptr += nread;
    }
    return(n - nleft); /* return >= 0 */
}
```

`read` returned
a potential error

0 bytes were
read

Update number
of bytes left to
read and
pointer into
buffer



[Functions: **recv**]

```
int recv(int sockfd, void *buf, size_t nbytes,  
        int flags);
```

- Read data from a stream (TCP) or “connected” datagram (UDP) socket
 - Returns number of bytes read or -1, sets **errno** on failure
 - Returns 0 if socket closed
 - **sockfd**: socket file descriptor (returned from **socket**)
 - **buf**: data buffer
 - **nbytes**: number of bytes to try to read
 - **flags**: see man page for details; typically use 0



[Functions: `recv`]

```
int read (int sockfd, char* buf, size_t nbytes);
```

■ Notes

- `read` blocks waiting for data from the client but does not guarantee that `sizeof(buf)` is read
- Example

```
if((r = read(newfd, buf, sizeof(buf))) < 0) {  
    perror("read"); exit(1);  
}
```

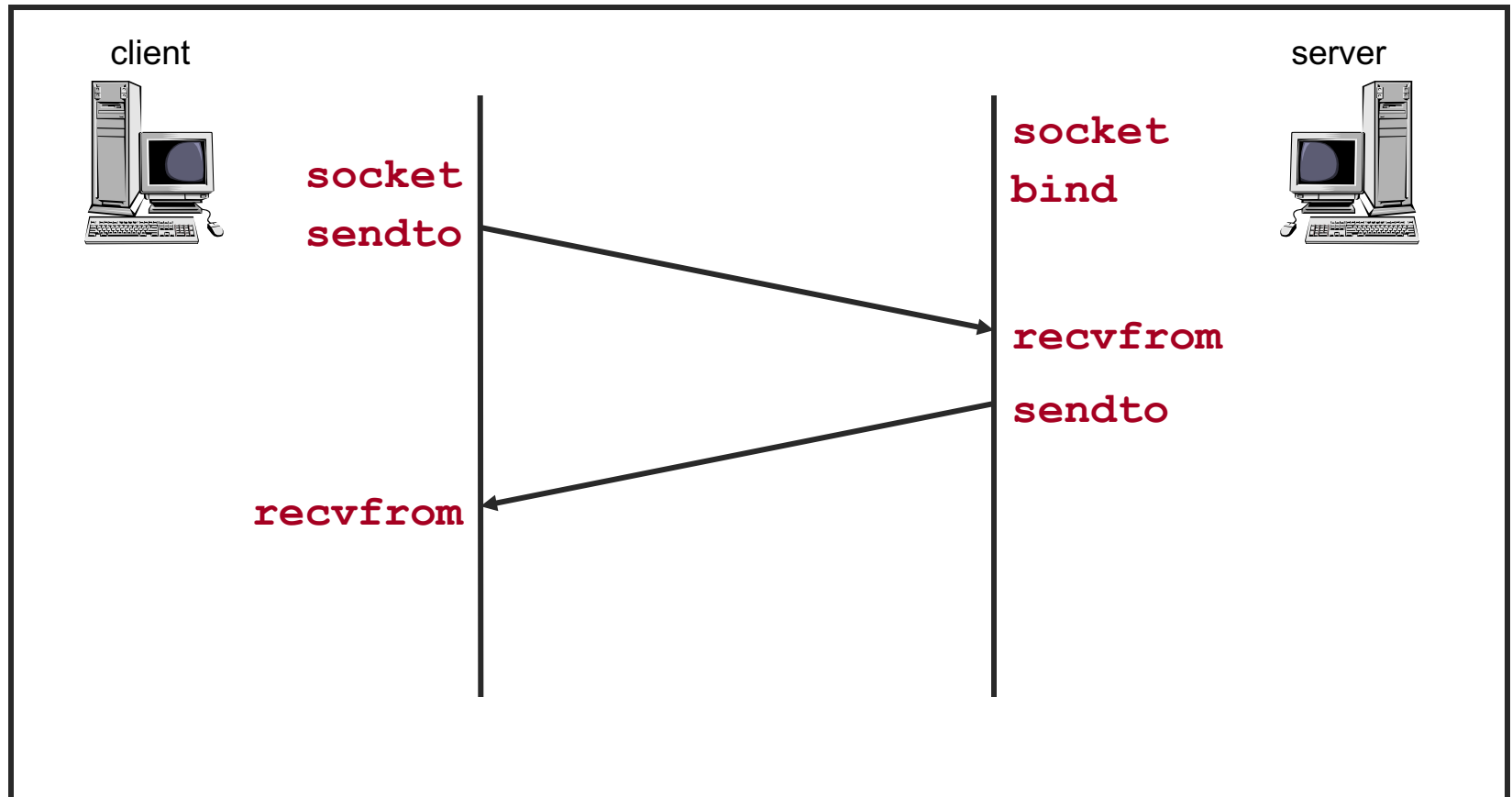


[Sending and Receiving Data]

- Datagram sockets aren't connected to a remote host
 - What piece of information do we need to give before we send a packet?
 - The destination/source address!



[UDP Connection Example]



Functions: `sendto`

```
int sendto (int sockfd, char* buf, size_t nbytes,  
            int flags, struct sockaddr* destaddr, int  
            addrlen);
```

- Send a datagram to another UDP socket
 - Returns number of bytes written or -1 and sets `errno` on failure
 - `sockfd`: socket file descriptor (returned from `socket`)
 - `buf`: data buffer
 - `nbytes`: number of bytes to try to read
 - `flags`: see man page for details; typically use 0
 - `destaddr`: IP address and port number of destination socket
 - `addrlen`: length of address structure
 - `= sizeof (struct sockaddr_in)`



[Functions: `sendto`]

```
int sendto (int sockfd, char* buf, size_t nbytes,  
            int flags, struct sockaddr* destaddr, int  
            addrlen);
```

- Example

```
n = sendto(sock, buf, sizeof(buf), 0, (struct  
    sockaddr *) &from, fromlen);  
if (n < 0)  
    perror("sendto");  
    exit(1);  
}
```



Functions: **recvfrom**

```
int recvfrom (int sockfd, char* buf, size_t
              nbytes, int flags, struct sockaddr* srcaddr,
              int* addrlen);
```

- Read a datagram from a UDP socket.
 - Returns number of bytes read (0 is valid) or -1 and sets **errno** on failure
 - **sockfd**: socket file descriptor (returned from **socket**)
 - **buf**: data buffer
 - **nbytes**: number of bytes to try to read
 - **flags**: see man page for details; typically use 0
 - **srcaddr**: IP address and port number of sending socket (returned from call)
 - **addrlen**: length of address structure = pointer to **int** set to **sizeof (struct sockaddr_in)**



Functions: `recvfrom`

```
int recvfrom (int sockfd, char* buf, size_t
              nbytes, int flags, struct sockaddr* srcaddr,
              int* addrlen);
```

- Example

```
n = recvfrom(sock, buf, 1024, 0, (struct sockaddr
    *)&from, &fromlen);
if (n < 0) {
    perror("recvfrom");
    exit(1);
}
```



[What specific functions to expose?]

- Data structures to store information about **connections and hosts**
- Functions to **create** a socket
- Functions to **establish** connections
- Functions to **send** and **receive** data
- Functions to **teardown** connections





[Functions: `close`

```
int close (int sockfd) ;
```

- Close a socket
 - Returns 0 on success, -1 and sets `errno` on failure
 - `sockfd`: socket file descriptor (returned from `socket`)
- Closes communication on socket in both directions
 - All data sent before `close` are delivered to other side (although this aspect can be overridden)
- After `close`, `sockfd` is not valid for reading or writing



Functions: **shutdown**

int shutdown (int sockfd, int howto);

- Force termination of communication across a socket in one or both directions
 - Returns 0 on success, -1 and sets **errno** on failure
 - **sockfd**: socket file descriptor (returned from **socket**)
 - **howto**:
 - **SHUT_RD** to stop reading
 - **SHUT_WR** to stop writing
 - **SHUT_RDWR** to stop both
- **shutdown** overrides the usual rules regarding duplicated sockets, in which TCP teardown does not occur until all copies have closed the socket



[Note on **close** vs. **shutdown**]

- **close()**: closes the socket but the connection is still open for processes that shares this socket
 - The connection stays opened both for read and write
- **shutdown()**: breaks the connection for all processes sharing the socket
 - A read will detect **EOF**, and a write will receive **SIGPIPE**
 - **shutdown()** has a second argument how to close the connection:
 - 0 means to disable further reading
 - 1 to disable writing
 - 2 disables both



[One tricky issue...]

- Different processor architectures store data in different “byte orderings”
 - What is 200 in binary?
 - **1100 1001**?
 - or
 - **1001 1100**?



[One tricky issue...]

Where did the term
“endian” come from?

- Big Endian vs. Little Endian
 - Little Endian (Intel, DEC):
 - Least significant byte of word is stored in the lowest memory address
 - Big Endian (Sun, SGI, HP, PowerPC):
 - Most significant byte of word is stored in the lowest memory address
 - Example: **128 . 2 . 194 . 95**

Big Endian

128	2	194	95
-----	---	-----	----

Little Endian

95	194	2	128
----	-----	---	-----



[One tricky issue...]

- Big Endian vs. Little Endian: which should we use for networked communication?
 - Network Byte Order = Big Endian
 - Allows both sides to communicate
 - Must be used for some data (i.e. IP Addresses)
 - What about ordering within bytes?
 - Most modern processors agree on ordering within bytes





[Converting byte orderings]

Solution: use byte ordering functions to convert.

```
int m, n;  
short int s, t;
```

<code>m = ntohl (n)</code>	net-to-host long (32-bit) translation
<code>s = ntohs (t)</code>	net-to-host short (16-bit) translation
<code>n = htonl (m)</code>	host-to-net long (32-bit) translation
<code>t = htons (s)</code>	host-to-net short (16-bit) translation



Why Can't Sockets Hide These Details?

- Dealing with endian differences is tedious
 - Couldn't the socket implementation deal with this
 - ... by swapping the bytes as needed?
- No, swapping depends on the data type
 - Two-byte short int: (byte 1, byte 0) vs. (byte 0, byte 1)
 - Four-byte long int: (byte 3, byte 2, byte 1, byte 0) vs. (byte 0, byte 1, byte 2, byte 3)
 - String of one-byte characters: (char 0, char 1, char 2, ...) in both cases
- Socket layer doesn't know the data types
 - Sees the data as simply a buffer pointer and a length
 - Doesn't have enough information to do the swapping



[Advanced Sockets: **signal**]

- Problem: Socket at other end is closed
 - Write to your end generates **SIGPIPE**
 - This signal kills the program by default!

signal (SIGPIPE, SIG_IGN) ;

- Call at start of main in server
- Allows you to ignore broken pipe signals
- Can ignore or install a proper signal handler
- Default handler exits (terminates process)



[Advanced Sockets]

- Problem: How come I get "address already in use" from `bind()` ?
 - You have stopped your server, and then restarted it right away
 - The sockets that were used by the first incarnation of the server are still active



Advanced Sockets:

setsockopt

```
int yes = 1;
```

```
setsockopt (fd, SOL_SOCKET,  
            SO_REUSEADDR, (char *) &yes, sizeof  
            (yes)) ;
```

- Call just before `bind()`
- Allows bind to succeed despite the existence of existing connections in the requested TCP port
- Connections in limbo (e.g. lost final ACK) will cause bind to fail

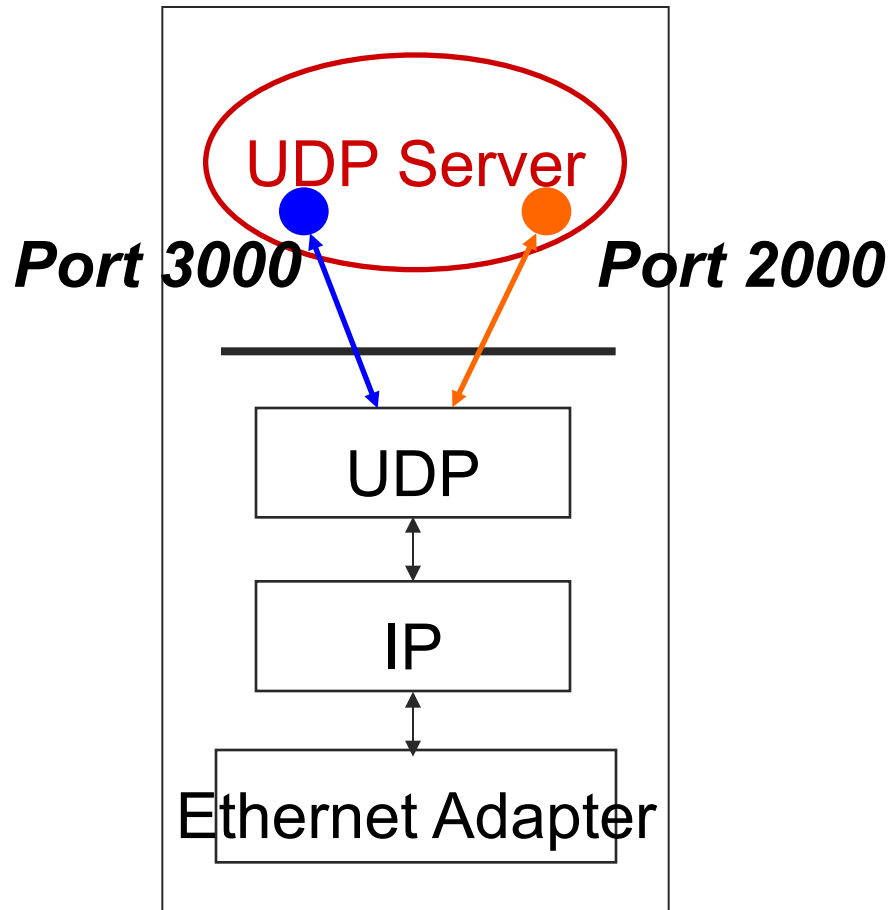


[How to handle concurrency?]

- Process requests serially
 - Slow – what if you're processing another request? What if you're blocked on `read()`?



[A UDP Server]



- How can a UDP server service multiple ports simultaneously?

UDP Server: Servicing Two Ports

```
int s1;                /* socket descriptor 1 */
int s2;                /* socket descriptor 2 */
```

```
/* 1) create socket s1 */
/* 2) create socket s2 */
/* 3) bind s1 to port 2000 */
/* 4) bind s2 to port 3000 */
```

What problems does
this code have?

```
while(1) {
    recvfrom(s1, buf, sizeof(buf), ...);
    /* process buf */
    recvfrom(s2, buf, sizeof(buf), ...);
    /* process buf */
}
```



[How to handle concurrency?]

- Process requests serially
 - Slow – what if you’re processing another request? What if you’re blocked on `accept()`?
- Multiple threads/processes (e.g. Apache, Chrome)
 - Each thread/process handles one request
 - `fork()` , `pthread`s
- Synchronous I/O (e.g. Squid web proxy cache)
 - Maintain a “set” of file descriptors, whenever one has an “event”, process it and put it back onto the set
 - `select()` , `poll()`



[Select]

```
int select (int num_fds, fd_set* read_set, fd_set*
            write_set, fd_set* except_set, struct timeval*
            timeout);
```

- Wait for readable/writable file descriptors.
- Return:
 - Number of descriptors ready
 - -1 on error, sets `errno`
- Parameters:
 - `num_fds`:
 - number of file descriptors to check, numbered from 0
 - `read_set`, `write_set`, `except_set`:
 - Sets (bit vectors) of file descriptors to check for the specific condition
 - `timeout`:
 - Time to wait for a descriptor to become ready



[File Descriptor Sets]

```
int select (int num_fds, fd_set* read_set,  
            fd_set* write_set, fd_set* except_set, struct  
            timeval* timeout);
```

■ Bit vectors

- Only first `num_fds` checked
- Macros to create and check sets

```
fd_set myset;  
void FD_ZERO (&myset);      /* clear all bits */  
void FD_SET (n, &myset);    /* set bits n to 1 */  
void FD_CLEAR (n, &myset);  /* clear bit n */  
int FD_ISSET (n, &myset);   /* is bit n set? */
```



[File Descriptor Sets]

- Three conditions to check for
 - Readable:
 - Data available for reading
 - Writable:
 - Buffer space available for writing
 - Exception:
 - Out-of-band data available (TCP)




Building Timeouts with Select and Poll

■ Time structure

Number of seconds since
midnight, January 1, 1970
GMT

```
struct timeval {  
    long tv_sec; /* seconds */  
    long tv_usec; /* microseconds */  
};
```



unix will have its own "Y2K" problem one
second after 10:14:07pm, Monday
January 18, 2038 (will appear to be
3:45:52pm, Friday December 13, 1901)



[Select]

- High-resolution sleep function
 - All descriptor sets **NULL**
 - Positive **timeout**
- Wait until descriptor(s) become ready
 - At least one descriptor in set
 - **timeout** **NULL**
- Wait until descriptor(s) become ready or timeout occurs
 - At least one descriptor in set
 - Positive **timeout**
- Check descriptors immediately (poll)
 - At least one descriptor in set
 - 0 **timeout**

Which file descriptors are set and what should the timeout value be?



Select: Example

```
fd_set my_read;  
FD_ZERO(&my_read);  
FD_SET(0, &my_read);
```

```
if (select(1, &my_read, NULL, NULL) == 1) {  
    assert(FD_ISSET(0, &my_read);  
    /* data ready on stdin */  
}
```

What went wrong:
after select indicates
data available on a
connection, read
returns no data?



Select: Timeout Example

```
I nt main(void) {
    struct timeval tv;
    fd_set readfds;
    tv.tv_sec = 2;
    tv.tv_usec = 500000;

    FD_ZERO(&readfds);
    FD_SET(STDIN, &readfds);

    // don't care about writefds and exceptfds:
    select(1, &readfds, NULL, NULL, &tv);

    if (FD_ISSET(STDIN, &readfds))
        printf("A key was pressed!\n");
    else
        printf("Timed out.\n");

    return 0;
}
```

Wait 2.5 seconds for
something to appear
on standard input



[`select()` vs. `poll()`]

Which to use?

- **BSD-family** (e.g., FreeBSD, MacOS)
 - `poll()` just calls `select()` internally
- **System V family** (e.g., AT&T Unix)
 - `select()` just calls `poll()` internally



[Concurrent programming with Posix Threads (pthreads)]

- Thread management
 - Creating, detaching, joining, etc.
Set/query thread attributes
- Mutexes
 - Synchronization
- Condition variables
 - Communications between threads that share a mutex



[Creating a Thread]

```
int pthread_create (pthread_t* tid,  
    pthread_attr_t* attr, void*(child_main), void*  
    arg) ;
```

- **pthread_create()** takes a pointer to a function as one of its arguments
 - **child_main** is called with the argument specified by **arg**
 - **child_main** can only have one parameter of type **void ***
 - Complex parameters can be passed by creating a structure and passing the address of the structure
 - The structure can't be a local variable





[Example: pthreads]

```
#include <pthread.h>          void *PrintHello(void *threadid) {
#define NUM_THREADS 5          printf("\n%d: Hello World!\n", threadid);
                                pthread_exit(NULL);
                                }

int main (int argc, char *argv[]) {
    pthread_t threads[NUM_THREADS];
    int rc, t;

    for(t=0;t < NUM_THREADS;t++) {
        printf("Creating thread %d\n", t);
        rc = pthread_create(&threads[t], NULL, PrintHello, (void *)t);
        if (rc) {
            printf("ERROR; pthread_create() return code is %d\n", rc);
            exit(-1);
        }
    }
    pthread_exit(NULL);
}
```



Example: `pthread_join()`

```
#include <pthread.h>
#include <stdio.h>
#include <stdlib.h>
#define NUM_THREADS 4

int main (int argc, char *argv[]) {
    pthread_t thread[NUM_THREADS];
    pthread_attr_t attr;
    int rc;
    long t;
    void *status;
```

```
    /* Initialize and set thread detached
       attribute */
```

```
    pthread_attr_init(&attr);
    pthread_attr_setdetachstate(&attr,
                               PTHREAD_CREATE_JOINABLE);
```

```
    for(t=0; t<NUM_THREADS; t++) {
        printf("Main: creating thread %ld\n", t);
```

```
        rc = pthread_create(&thread[t], &attr,
                           BusyWork, (void *)t);
```

```
        if (rc) {
            printf("ERROR; return code is %d\n",
                   rc);
            exit(-1);
        }
```

```
    /* Free attributes */
    pthread_attr_destroy(&attr);
```



[Example: `pthread_join()`]

```
void *BusyWork(void *t) {
    int i;
    long tid;
    double result = 0.0;
    tid = (long)t;
    printf("Thread %ld starting...\n",
        tid);
    for (i=0; i<1000000; i++) {
        result = result + sin(i) * tan(i);
    }
    printf("Thread %ld result = %e\n",
        tid, result);
    pthread_exit((void*) t);
}
```

```
int main (int argc, char *argv[]) {
    ...

    /* Wait for the other threads */
    for(t=0; t<NUM_THREADS; t++) {
        rc = pthread_join(thread[t], &status);
        if (rc) {
            printf("ERROR; return code is %d\n", rc);
            exit(-1);
        }
        printf("Main: status for thread %ld: %ld\n",
            t, (long)status);
    }

    printf("Main: program completed. Exiting.\n");
    pthread_exit(NULL);
}
```



[Using pthreads]

- When coding
 - Include `<pthread.h>` first in all source files
- When compiling
 - Use compiler flag `-D_REENTRANT`
- When linking
 - Link library `-lpthread`



[pthread Error Handling]

- pthreads functions do not follow the usual Unix conventions
 - Similarity
 - Returns 0 on success
 - Differences
 - Returns error code on failure
 - Does not set **errno**
 - What about **errno**?
 - Each thread has its own
 - Define **_REENTRANT** (**-D_REENTRANT** switch to compiler) when using pthreads



[Summary]

- Unix Network Programming
 - Transport protocols
 - TCP, UDP
 - Network programming
 - Sockets API, pthreads
- Next
 - Probability refresher
 - Direct link networks

